

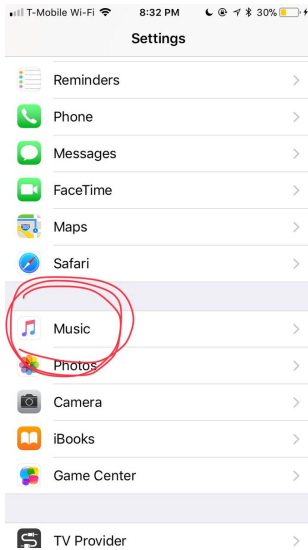
How to make your iPhone sing... Louder...

Posted At : August 11, 2017 1:48 PM | Posted By : Sid Wing

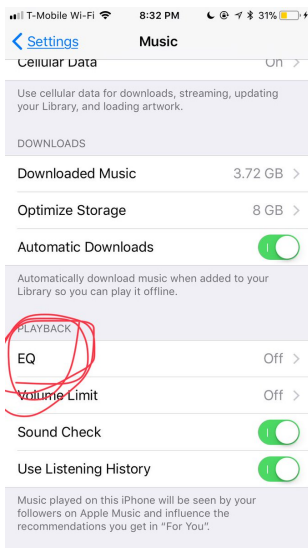
Related Categories: General, Tips, Helpdesk & Tech Support

SO - thank you to "TheBae" from Twitter (@thebaemarcus) for THIS handy piece of info for all my iPhone people!

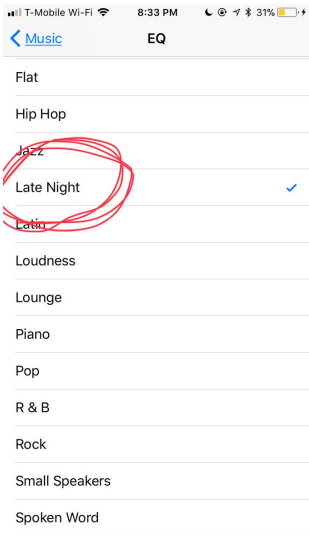
1) Go into "Settings" and then click "Music"



2) Scroll down and click "EQ"



3) Then, choose "Late Night"



Done! The music on your phone should now play at much louder levels.